

GRILLON SAFETY ALERT: REQUEST FOR INSPECTION

Petzl requests the inspection of certain GRILLON products following the detection of ropes mounted incorrectly in the rope adjuster of recently produced GRILLON products. In such a case, the product does not perform its blocking function, which can result in a risk of injury. Please immediately stop sales and use of GRILLON products manufactured between October and December 2023, and follow the inspection procedure described below.

JANUARY 4 2024 • **CURRENT**

Last update : 5th January 2024



GRILLON



GRILLON HOOK
European version



GRILLON HOOK
international version



GRILLON MGO



GRILLON anchor



GRILLON lifeline

How do I know if I need to inspect my product?

1) Identify your product marking.

Depending on the product, it may be marked on the plastic sleeve of the free strand or on the rope label.



If your product has a "label marking", it is not in the scope of this request for inspection.

If your product has a "plastic sleeve marking", proceed to the next step.

2) Check the manufacturing date of your product.

It is indicated on the product marking, below the factory drawing :



MM : month

YY : year

Your product was manufactured before October 2023 or after December 2023: your product is out of the scope of this request for inspection.

Your product was manufactured in October, November or December 2023 :

1. Use the Excel tool below to find out if your product or box of products needs to be inspected:

[Download Excel file](#)

The list of batches to be inspected is also available in the file below:

[Download pdf file](#)

2. If your product needs to be inspected, carry out the inspection described below.

What visual inspection should be carried out?

The rope installation direction is indicated by the markings on the moving side plate:

✓ Compliant



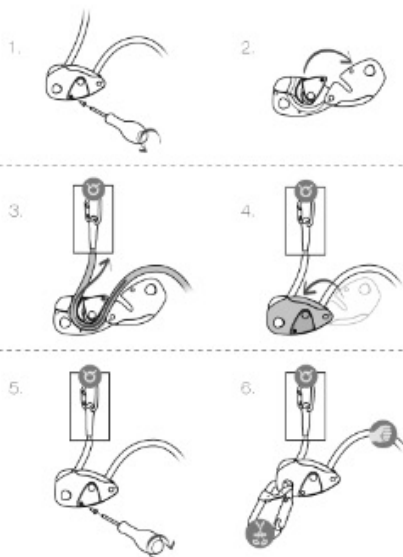
✓ Your product is not affected. You may resume using and selling this product in accordance with its technical notice.

✗ Non-compliant



✗ Non compliant result:

- Do not use this product.
- Proceed by re-installing the rope correctly, following the procedure below:






- Perform a function check.



FAQ

Which references are concerned by this request for inspection?

Product	Photo	References
<p>GRILLON Adjustable lanyard for work positioning</p>		<p>L052AA00 L052AA01 L052AA02 L052AA03 L052AA04 L052AA05 L052AA06 L052AA07</p>
<p>GRILLON HOOK Adjustable work positioning lanyard with HOOK connector - European version</p>		<p>L052BA00 L052BA01</p>
<p>GRILLON HOOK Adjustable work positioning lanyard with HOOK connector - International version</p>		<p>L052CA00 L052CA02 L052CA03</p>

GRILLON MGO
Adjustable work positioning lanyard with MGO connector



L052DA00

GRILLON
Quick adjustment anchor



L052AA00
L052AA01
L052AA02
L052AA03

GRILLON
Temporary horizontal lifeline



L052AA03
L052AA04
L052AA05
L052AA06

My product is marked on a gray plastic sleeve instead of a red one. Is this normal?

This is a black GRILLON product. In this case, the sleeve is not red but smoked gray. Refer to this marking to identify if your product is in the scope of this request for inspection.

How many products affected have been detected?

As of January 2, 2024, 8 products have been detected, in a single manufacturing batch.

Have there been any injuries with the products affected?

As of January 2, 2024, no injuries have been reported.


I received a GRILLON product with a green sticker on my product bag. What does this mean?

Petzl has inspected GRILLON products concerned by this request and has identified them with a green sticker on the bag.

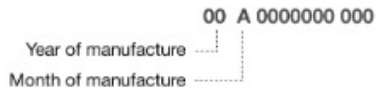
Where is the date of manufacture of my GRILLON ?

There are two ways to date your product from your product marking :

- Date of manufacture : It is shown near the pictogram of a factory in the format MM/YY (month/year). Use this date for the purposes of this request for inspection.



- Individual number : It starts with the year and month of manufacture. Months are represented by a letter (A: January, B: February,....., J: October, K : November, L : December).



A batch could be manufactured from one month into the next. The month of manufacture included in the individual number is the launch of the batch.

There could be a difference between the month identified in the individual number and the month shown near the pictogram.

What is the batch number ?

The batch number is the first ten digits of the individual number, without the last three incrementing digits.

